

IDAHO STATE LEGISLATURE



CHILD SEXUAL ABUSE STATISTICS
Annual Report
I.C. § 67-1405
JULY 1, 2023 – JUNE 30, 2024

Joint Submission by
The Office of the Governor
Brad Little
and
The Office of the Attorney General
Raúl R. Labrador
January 2025



BRAD LITTLE

Governor
STATE OF IDAHO

RAÚL R. LABRADOR

Attorney General
STATE OF IDAHO

To: The Idaho Legislature and the Citizens of Idaho

Re: The Prosecution of Child Sexual Abuse

With this letter, we submit the annual report for Fiscal Year 2024 on the prosecution of child sexual abuse in Idaho. During FY2024, there were 763 reported incidents of child sexual abuse in Idaho. This is 59 reported incidents more than FY2023 and represents an 8.4% increase. Additionally, prosecutors in Idaho filed 1,268 child sexual abuse cases in FY2024, which was 323 more cases than FY2023 and represents a 34.13% increase.

While this increase in reports may seem discouraging on the surface, it is important to remember that reports and cases are being filed at higher numbers and do not necessarily reflect an increase in abuse itself. This indicates that victims and citizens alike are more confident in coming forward to report or are observing circumstances that warrant investigation. It also shows that both local law enforcement and prosecutors realize the necessity of prioritizing these resources. This is a far better alternative than children silently suffering sexual abuse and no one paying attention. Just because a report isn't filed doesn't mean abuse isn't occurring.

We must remain committed to eliminating child sexual abuse in our communities. The damage done to our children extends far beyond the immediate crime with psychological scarring that can impact generations to come. Our efforts must start in the home, but must also include education for the extended family, churches, schools, community associations, and law enforcement. As to the latter, we must provide adequate funding, training and equipment for our law enforcement officers and prosecutors who are on the front lines of the battle against child sexual abuse. Idaho's children deserve no less.

Sincerely,

A blue ink signature of Brad Little, written in a cursive style.

BRAD LITTLE
Governor
STATE OF IDAHO

A blue ink signature of Raúl R. Labrador, written in a cursive style.

RAÚL R. LABRADOR
Attorney General
STATE OF IDAHO

TABLE OF CONTENTS

	<u>Page</u>
REPORT SUMMARY	4
DATA COLLECTION PROCESS	5
FY2024 CHILD SEXUAL ABUSE REPORT	
I. REPORTED INCIDENTS – I.C. § 67-1405(1)	6
II. CASES FILED – I.C. § 67-1405(2)	7
a. ADULT OFFENDERS	
CHART A1 – ADULT MOST FREQUENTLY FILED CHARGES	7
CHART A2 – ADULT CASES FILED BY JUDICIAL DISTRICT	7
b. JUVENILE OFFENDERS	
CHART J1 – JUVENILE MOST FREQUENTLY FILED CHARGES	8
CHART J2 – JUVENILE PETITIONS FILED BY JUDICIAL DISTRICT	8
CHART M1- DISTRICTS OF IDAHO	9
III. DISPOSITION INFORMATION – I.C. § 67-1405(3)	
a. ADULT OFFENDERS	10
CHART A3 – ADULT SENTENCING DISPOSITIONS	10
b. JUVENILE OFFENDERS	10
CHART J3 – JUVENILE DISPOSITION INFORMATION	10
IV. DISCHARGED OFFENDERS – I.C. § 67-1405(4)	
a. TABLE 1 – DISCHARGES OF ADULT OFFENDERS	10
V. STATEWIDE CASE COMPARISON	14
a. TABLE 2 – YEAR OVER YEAR ANALYSIS	14
b. TABLE 3 – CASES BY COUNTY	15
c. TABLE 4 – CASES BY TEN MOST POPULATED COUNTIES	16
d. TABLE 5 – CASES BY TEN LEAST POPULATED COUNTIES	16

REPORT SUMMARY

Incidents Reported

I.C. § 67-1405(1)

A total of 763 incidents of child sexual abuse were reported to the Department of Health and Welfare, Division of Family and Community Services in FY2024.

This represents an 8.4% increase with 59 more incidents reported over FY2023.

Cases Filed

I.C. § 67-1405(2)

A total of 1268 child sexual abuse cases were filed (1045 adult, 223 juvenile) in Idaho District and Juvenile Courts in FY2024.

This represents a 34.2% increase with 323 more cases filed over FY2023.

Disposition

I.C. § 67-1405(3)

Child Sexual Abuse Conviction/Disposition Status:

- Prison – 147 adults
- Juvenile Corrections – 7 juveniles
- Probation – 41 adults, 47 juveniles
- Retained Jurisdiction – 23 adults
- Cases Pending – 498 adults, 137 juveniles
- Cases Dismissed – 336 adults, 32 juveniles
- Acquittals – 0 adults, 0 juveniles

Discharged Offenders

I.C. § 67-1405(4)

The Commission of Pardons and Parole granted parole to 301 inmates and discharged an additional 100 inmates who completed their sentence during FY2024 for committing child sexual abuse crimes.

DATA COLLECTION PROCESS

This report is prepared in accordance with I.C. § 67-1405 and is intended to reflect child sexual abuse incident data for FY2024 (July 1, 2023 to June 30, 2024). The Office of the Attorney General compiles the data reported by the Department of Health and Welfare, County Prosecuting Attorneys, the Administrative Office of the Courts, and the Commission of Pardons and Parole relating to the following statutory sexual offenses involving children:

- Sexual Abuse of a Child Under the Age of Sixteen Years (I.C. § 18-1506)
- Sexual Exploitation of a Child (I.C. § 18-1507)
- Lewd Conduct with a Minor Child Under Sixteen (I.C. § 18-1508)
- Sexual Battery of a Minor Child Sixteen or Seventeen Years of Age (I.C. § 18-1508A)
- Enticing of Children Over the Internet (I.C. § 18-1509A)

I. REPORTED INCIDENTS

Idaho Code § 67-1405(1) provides:

The department of health and welfare, each city police department, each county sheriff, and the Idaho state police shall submit to the office of the attorney general a report of each child sexual abuse incident reported to each agency of state or local government. The report shall contain such information as specified by the attorney general. It shall be the duty of the attorney general to the greatest extent possible to use and develop the information required in this section on forms currently in use by each governmental entity, thus avoiding unnecessary paperwork.

Child sexual abuse incidents requiring involvement from the Department of Health and Welfare¹ for Fiscal Years 2013-2024, is as follows:

Fiscal Year July 1 – June 30	Incidents	Percentage Increase+ / Decrease- over Prior Year
2024	763	+8.4%
2023	704	-10.32%
2022	785	-2.0%
2021	801	+0.6%
2020	796	+2.7%
2019	775	+17.4%
2018	660	+22.5%
2017	539	-1.1%
2016	545	+26.5%
2015	431	-16.8%
2014	518	-15.2%
2013	611	+37.9%

¹ The Attorney General recognizes that some incidents of child sexual abuse may be reported to local law enforcement entities but not reported to or investigated by the Dept. of Health and Welfare. There are no systems presently in place to identify such reports or to account for duplicate reporting of the same incident. Therefore, incident information included in this report is limited to those incidents of child sexual abuse reported to and investigated by the Department of Health and Welfare.

II. CASES FILED

Idaho Code § 67-1405(2) provides:

It shall be the duty of each county prosecuting attorney to submit to the office of the attorney general a report of each child sexual abuse case handled by the prosecuting attorney. The report required pursuant to this section shall be designed by the attorney general to minimize the paperwork impact on each county prosecutor.

a. ADULT OFFENDERS

In FY2024, Idaho's District Courts received 1045 cases among adult offenders related to statutory sexual offenses involving children. Chart A1 shows the most frequently filed charges.

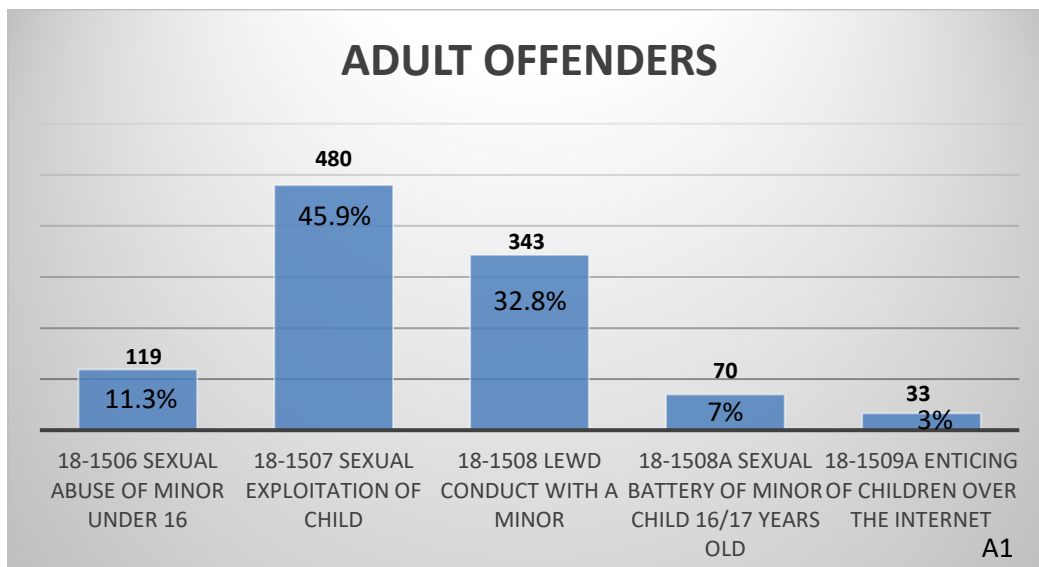
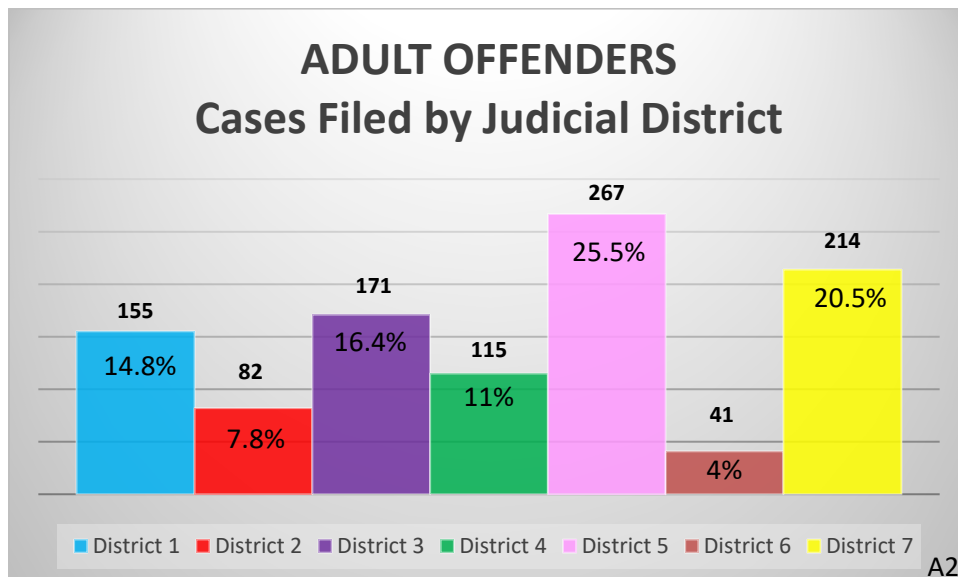


Chart A2 shows the breakdown of adult case filings per Idaho judicial district.



b. JUVENILE OFFENDERS

In FY2024, Idaho’s District Courts received 223 cases among juvenile offenders related to statutory sexual offenses involving children. Chart J1 shows the most frequently filed charges.

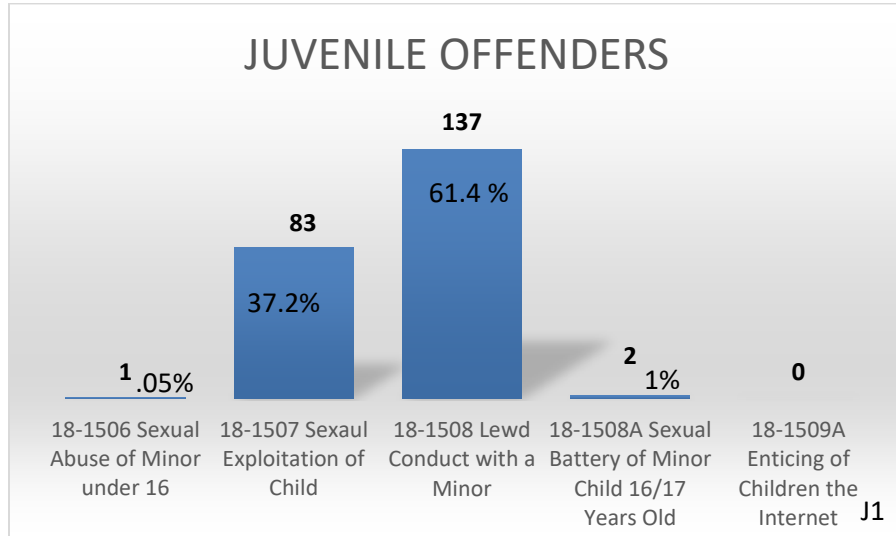


Chart J2 shows the breakdown of juvenile case filings per Idaho judicial district.

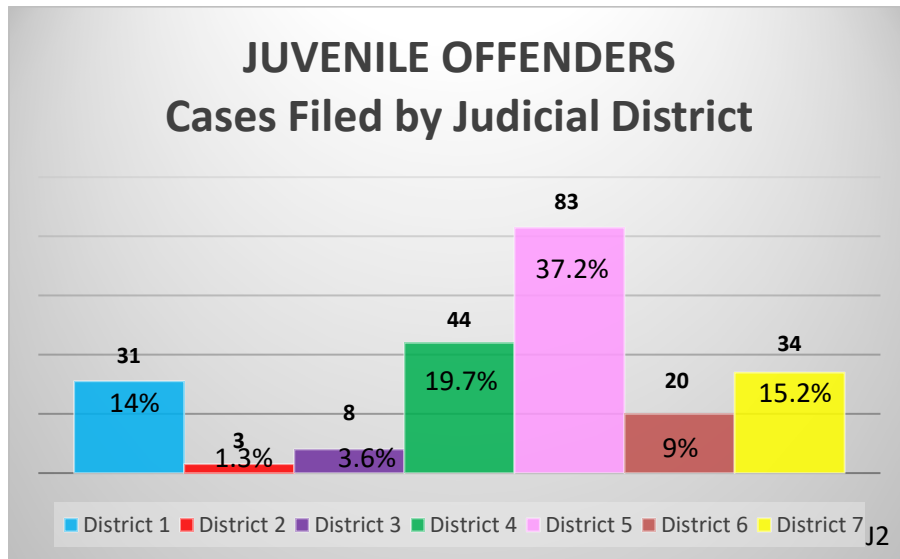




CHART M1

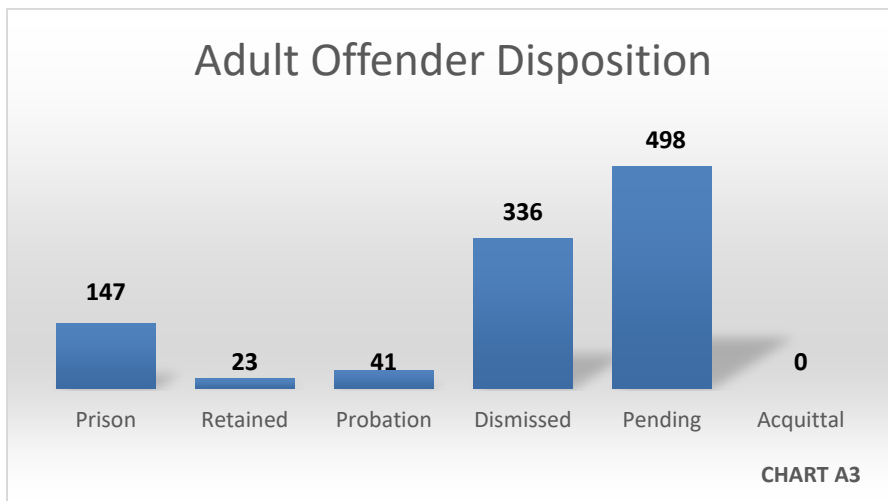
III. DISPOSITION INFORMATION

Idaho Code § 67-1405(3) provides:

The administrative office of the courts shall submit to the office of the attorney general a report showing the disposition of each child sexual abuse case handled by each of the district courts throughout the state. This reporting requirement may be satisfied by submission of a copy of a judgment made and entered in each case.

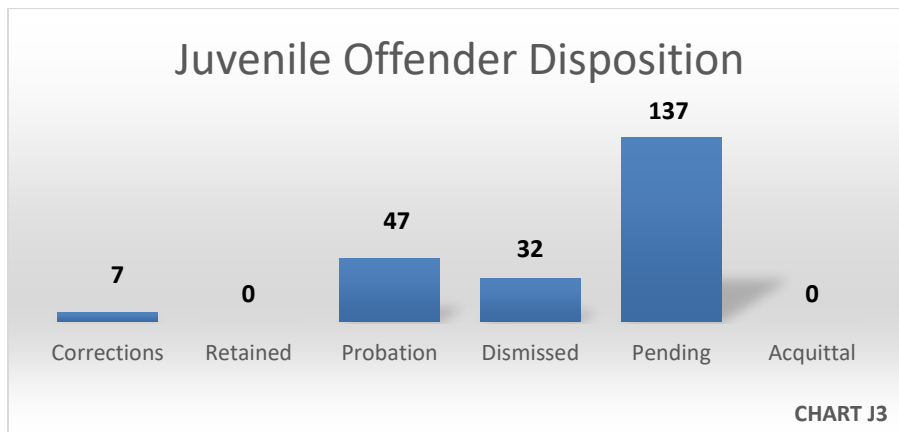
a. ADULT OFFENDER DISPOSITIONS

Chart A3 depicts case status, and the number of convictions obtained against adult offenders in child sexual abuse cases for FY2024.



b. JUVENILE OFFENDER DISPOSITIONS

Chart J3 shows the 223 juvenile child sexual abuse case dispositions in FY2024.



IV. DISCHARGED OFFENDERS

Idaho Code § 67-1405(4) provides:

The commission on pardons and parole shall submit to the office of the attorney general a report showing the release or discharge of any individual convicted of a crime involving child sexual abuse. Such report shall be designed to minimize the paperwork impact upon the commission.

The Commission of Pardons and Parole reported 301 inmates were granted parole and an additional 100 were discharged for completing sentences of statutory sexual offenses involving children.

TABLE 1

Counties	Discharge Type	18-1501 Injury to Child	18-1506 Sexual Abuse of Minor Under 16	18-1507 Possession Sexually Exploitative Materials	18-1508 Lewd Conduct w/Minor Under 16	18-1508A Sexual Battery of Minor 16/17 Years Old	18-1509A Enticing of Children over the Internet	Total
ADA	DISCHARGE	3	4	0	1	2	0	10
	PAROLE	28	8	25	27	10	3	101
	PROBATION	25	4	2	3	5	2	41
ADAMS	DISCHARGE	0	0	0	0	0	0	0
	PAROLE	0	0	0	0	0	0	0
	PROBATION	0	1	0	0	0	0	1
BANNOCK	DISCHARGE	2	2	2	1	0	1	8
	PAROLE	4	2	0	1	0	2	9
	PROBATION	8	3	5	0	1	0	17
BEAR LAKE	DISCHARGE	0	1	0	1	0	0	2
	PAROLE	0	0	0	2	0	0	2
	PROBATION	2	0	0	0	1	0	3
BENEWAH	DISCHARGE	1	0	0	0	0	0	1
	PAROLE	1	0	0	0	0	0	1
	PROBATION	1	0	1	0	1	0	3
BINGHAM	DISCHARGE	0	4	0	3	0	0	7
	PAROLE	0	3	0	1	0	0	4
	PROBATION	0	0	0	0	0	0	0
BLAINE	DISCHARGE	0	0	0	0	0	0	0
	PAROLE	1	0	0	2	0	0	3
	PROBATION	0	0	0	0	0	0	0
BOISE	DISCHARGE	0	0	0	0	0	0	0
	PAROLE	0	0	0	0	0	0	0
	PROBATION	0	0	0	0	0	0	0
BONNER	DISCHARGE	0	0	0	0	0	0	0
	PAROLE	1	0	2	2	0	1	6
	PROBATION	1	1	0	1	0	0	3
BONNEVILLE	DISCHARGE	1	3	0	3	0	0	7
	PAROLE	1	4	3	8	4	0	20
	PROBATION	3	4	2	0	1	1	11
BOUNDARY	DISCHARGE	1	0	0	1	0	0	2
	PAROLE	1	1	0	0	0	0	2
	PROBATION	1	0	0	0	0	0	1
BUTTE	DISCHARGE	0	0	0	0	0	0	0
	PAROLE	1	1	0	0	0	0	2
	PROBATION	0	0	0	0	0	0	0

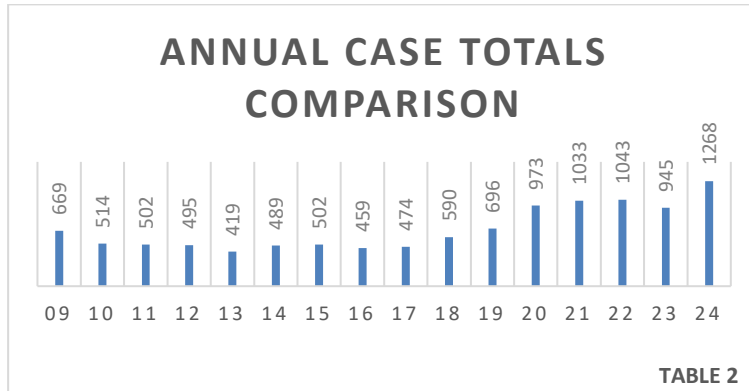
Counties	Discharge Type	18-1501 Injury to Child	18-1506 Sexual Abuse of Minor Under 16	18-1507 Possession Sexually Exploitative Materials	18-1508 Lewd Conduct w/Minor Under 16	18-1508A Sexual Battery of Minor 16/17 Years Old	18-1509A Enticing of Children over the Internet	Total
CAMAS	DISCHARGE	0	0	0	0	0	0	0
	PAROLE	0	0	0	0	0	0	0
	PROBATION	0	0	0	0	0	0	0
CANYON	DISCHARGE	8	4	1	7	0	0	20
	PAROLE	19	11	2	17	3	3	55
	PROBATION	22	5	1	2	1	4	35
CARIBOU	DISCHARGE	0	0	0	0	0	0	0
	PAROLE	1	0	0	1	0	0	2
	PROBATION	3	1	0	0	0	0	4
CASSIA	DISCHARGE	0	1	0	0	0	0	1
	PAROLE	2	0	0	2	1	0	5
	PROBATION	2	0	0	0	0	0	2
CLARK	DISCHARGE	0	0	0	0	0	0	0
	PAROLE	0	0	0	0	0	0	0
	PROBATION	0	0	0	0	0	0	0
CLEARWATER	DISCHARGE	0	2	0	1	0	0	3
	PAROLE	0	0	0	0	0	0	0
	PROBATION	0	0	0	1	0	0	1
CUSTER	DISCHARGE	0	0	0	0	0	0	0
	PAROLE	0	0	0	0	0	0	0
	PROBATION	0	0	0	0	0	0	0
ELMORE	DISCHARGE	1	0	0	1	0	0	2
	PAROLE	0	1	0	1	0	0	2
	PROBATION	5	0	0	0	0	0	5
FRANKLIN	DISCHARGE	0	2	0	2	0	0	4
	PAROLE	2	0	0	0	0	0	2
	PROBATION	3	1	0	0	0	1	5
FREMONT	DISCHARGE	0	0	0	0	0	0	0
	PAROLE	1	1	0	0	0	0	2
	PROBATION	1	0	0	0	0	0	1
GEM	DISCHARGE	2	0	1	0	0	0	3
	PAROLE	3	0	0	0	0	0	3
	PROBATION	2	1	1	0	1	0	5
GOODING	DISCHARGE	0	0	0	0	0	0	0
	PAROLE	0	0	0	3	0	0	3
	PROBATION	0	0	0	1	0	0	1
IDAHO	DISCHARGE	0	1	0	0	0	0	1
	PAROLE	2	0	0	1	0	0	3
	PROBATION	1	1	1	1	0	0	4
JEFFERSON	DISCHARGE	0	0	0	0	0	0	0
	PAROLE	1	0	0	3	0	0	4
	PROBATION	0	0	0	1	0	0	1
JEROME	DISCHARGE	0	0	0	0	0	0	0
	PAROLE	1	1	0	1	1	0	4
	PROBATION	5	0	0	0	2	0	7
KOOTENAI	DISCHARGE	4	2	2	2	1	1	12
	PAROLE	7	3	5	7	1	2	25
	PROBATION	17	4	3	1	0	0	25
LATAH	DISCHARGE	0	0	0	1	0	0	1
	PAROLE	0	1	1	1	0	0	3
	PROBATION	1	0	2	1	0	0	4

Counties	Discharge Type	18-1501 Injury to Child	18-1506 Sexual Abuse of Minor Under 16	18-1507 Possession Sexually Exploitative Materials	18-1508 Lewd Conduct w/Minor Under 16	18-1508A Sexual Battery of Minor 16/17 Years Old	18-1509A Enticing of Children over the Internet	Total
LEMHI	DISCHARGE	0	0	0	0	0	0	0
	PAROLE	0	0	0	1	0	0	1
	PROBATION	0	0	0	0	0	0	0
LEWIS	DISCHARGE	0	0	0	0	0	0	0
	PAROLE	0	0	0	0	0	0	0
	PROBATION	0	0	0	1	0	0	1
LINCOLN	DISCHARGE	0	0	0	0	0	0	0
	PAROLE	0	0	0	0	0	0	0
	PROBATION	2	0	0	0	0	0	2
MADISON	DISCHARGE	0	0	0	0	0	0	0
	PAROLE	1	1	0	0	0	0	2
	PROBATION	3	0	0	0	0	0	3
MINIDOKA	DISCHARGE	1	0	1	1	0	0	3
	PAROLE	2	0	1	2	3	1	9
	PROBATION	3	1	1	0	0	0	5
NEZ PERCE	DISCHARGE	0	0	0	2	0	0	2
	PAROLE	1	1	1	1	1	0	5
	PROBATION	0	1	2	0	0	1	4
ONEIDA	DISCHARGE	0	0	0	0	0	0	0
	PAROLE	0	0	0	0	0	0	0
	PROBATION	0	0	0	0	0	0	0
OWYHEE	DISCHARGE	1	0	0	0	0	0	1
	PAROLE	1	0	0	1	0	0	2
	PROBATION	2	0	0	0	0	0	2
PAYETTE	DISCHARGE	0	0	0	0	0	0	0
	PAROLE	0	1	0	0	0	1	2
	PROBATION	4	0	1	1	0	0	6
POWER	DISCHARGE	0	0	0	0	1	0	1
	PAROLE	2	0	0	0	0	0	2
	PROBATION	0	0	0	0	0	0	0
SHOSHONE	DISCHARGE	0	0	0	2	0	0	2
	PAROLE	0	1	0	1	0	0	2
	PROBATION	6	1	0	0	0	0	7
TETON	DISCHARGE	0	0	0	0	0	0	0
	PAROLE	0	0	0	0	0	0	0
	PROBATION	1	0	0	1	0	0	2
TWIN FALLS	DISCHARGE	2	1	0	2	1	0	6
	PAROLE	12	1	1	4	2	1	21
	PROBATION	5	3	0	7	0	0	15
VALLEY	DISCHARGE	0	0	0	0	0	0	0
	PAROLE	1	0	0	1	0	0	2
	PROBATION	1	0	0	0	0	0	1
WASHINGTON	DISCHARGE	0	0	0	1	0	0	1
	PAROLE	0	0	0	2	0	0	2
	PROBATION	0	0	0	1	0	0	1
TOTAL		254	101	70	148	44	25	642

STATEWIDE CASE COMPARISON

As reported by 44 County Prosecuting Attorneys, the total statewide child sexual abuse cases submitted for prosecution, by fiscal year, is outlined below:

Fiscal Year (July 1 – June 30)	Total Cases	Percentage Increase + / Decrease - over Prior Year
2024	1,268	+34.13%
2023	945	-9.4%
2022	1,043	+1%
2021	1,033	+6.2%
2020	973	+39.8%
2019	696	+18.0%
2018	590	+24.5%
2017	474	+3.3%
2016	459	-8.6%
2015	502	+2.7%
2014	489	+16.7%
2013	419	-15.4%



**U.S. CENSUS BUREAU POPULATION ESTIMATES
IDAHO CASE FILINGS BY COUNTY – FY2024**

TABLE 3

County	Population Estimates as of 04/01/2020	Adult	Juvenile	Total
ADA	494,967	76	43	119
ADAMS	4,379	0	0	0
BANNOCK	87,018	30	13	43
BEAR LAKE	6,372	4	1	5
BENEWAH	9,530	20	0	20
BINGHAM	47,992	58	16	74
BLAINE	24,272	12	0	12
BOISE	7,610	3	0	3
BONNER	47,110	14	13	27
BONNEVILLE	123,964	120	8	128
BOUNDARY	12,056	5	0	5
BUTTE	2,574	1	0	1
CAMAS	1,077	0	0	0
CANYON	231,105	132	6	138
CARIBOU	7,027	0	0	0
CASSIA	24,655	2	36	38
CLARK	790	0	0	0
CLEARWATER	8,734	6	0	6
CUSTER	4,275	0	0	0
ELMORE	28,666	30	1	31
FRANKLIN	14,194	0	1	1
FREMONT	13,388	0	0	0
GEM	19,123	19	2	21
GOODING	15,598	56	3	59
IDAHO	16,541	14	1	15
JEFFERSON	30,891	8	6	14
JEROME	24,237	45	8	53
KOOTENAI	171,362	102	12	114
LATAH	39,517	2	1	3
LEMHI	7,974	4	0	4
LEWIS	3,533	0	1	1
LINCOLN	5,127	11	1	12
MADISON	52,913	23	3	26
MINIDOKA	21,613	13	13	26
NEZ PERCE	42,090	60	0	60
ONEIDA	4,564	0	0	0
OWYHEE	11,913	4	0	4
PAYETTE	25,386	16	0	16
POWER	7,878	7	5	12
SHOSHONE	13,169	14	6	20
TETON	11,630	0	1	1
TWIN FALLS	90,046	128	22	150
VALLEY	11,746	6	0	6
WASHINGTON	10,500	0	0	0
TOTALS	1,839,106	1045	223	1268

**FY2024 CASES IN
TEN MOST POPULATED COUNTIES**

TABLE 4

County	Population	Adult	Juvenile	Total
Ada	494,967	76	43	119
Canyon	231,105	132	6	138
Kootenai	171,362	102	12	114
Bonneville	123,964	120	8	128
Twin Falls	90,046	128	22	150
Bannock	87,018	30	13	43
Madison	52,913	23	3	26
Bingham	47,992	58	16	74
Bonner	47,110	14	13	27
Nez Perce	42,090	60	0	60

**FY2024 CASES IN
TEN LEAST POPULATED COUNTIES**

TABLE 5

County	Population	Adult	Juvenile	Total
Clark	790	0	0	0
Camas	1,077	0	0	0
Butte	2,574	1	0	1
Lewis	3,533	0	1	1
Custer	4,275	0	0	0
Adams	4,379	0	0	0
Oneida	4,564	0	0	0
Lincoln	5,127	11	1	12
Bear Lake	6,372	4	1	5
Caribou	7,027	0	0	0